

PL3023/PL3024/PL3025

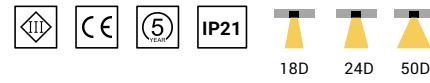
7W LED Surface Pendant Light

Description

Pendant Light for indoor use.
Supplied with different shape glass lampshade;
Low glare design;

Finish
Black/White

Material
Aluminium
Glass



TECHNICAL CHARACTERISTICS

Light source


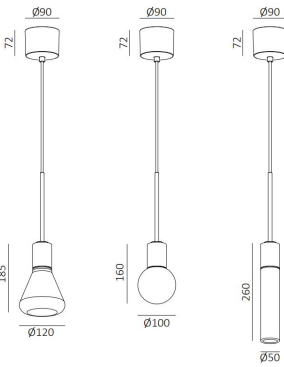
Light source: Luminus CXM-6
Output (W): 350mA 18V 6.3W
Total power consumption (W): 7
Color temperature: 2700K/3000K/4000K
CRI: 90
Photobiological risk: RG1
Real Lumen: 385
Qty Leds: 1
Lm/Real W: 61
Life Time: 50.000h L90B10
MacAdam steps: 3
UGR:19

GEAR

This product is supplied with HEP
LNDC6W350LRP(Dali)

Luminaire

IP21 for indoor using
crossing: No
Warranty: 5 Years



The photograph may not match the reference exactly. Please read the product description to identify the finish.